



eBooks/eAudiobooks for iOS, Android & Windows 10

Using the Libby App (smartphones, tablets, and Windows 10 computers)

Use the Libby app to get eBooks and eAudiobooks on Android and iOS tablets and smartphones, as well as Windows 10 computers. All other devices should use an alternative handout.

[Download App -- first time use only](#)

Step 1

Download the Libby app from the app store on your device—Microsoft App Store, Google Play Store, or Apple App Store.

Step 2

Open Libby app. Tap or select “Hi” to get started. Then select “**Find My Library.**” If the software guesses your library incorrectly, select “No” then “I’ll search for a library instead.” Search for Cedarburg Public Library by name, city or zip code. CPL is considered under the umbrella of all libraries in the Wisconsin Public Library Consortium.

Step 3

Add your library card.

- Select “Add your card” option on the right side of the Wisconsin’s Digital Library collection homepage.
- Select Monarch Library System from the drop down menu.
- Type your library barcode number and PIN in the appropriate boxes.
- Select “Sign In.”

Note: You may add multiple library cards by selecting “library card” on the right side of the WDL homepage, then select “add another card.”

[Download Books](#)

Step 1

Open the Libby app.

Step 2

Option #1: Browse the collections in Wisconsin’s Digital Library Collection.

- Scroll down from the WDL homepage until you find “Popular Collections.”





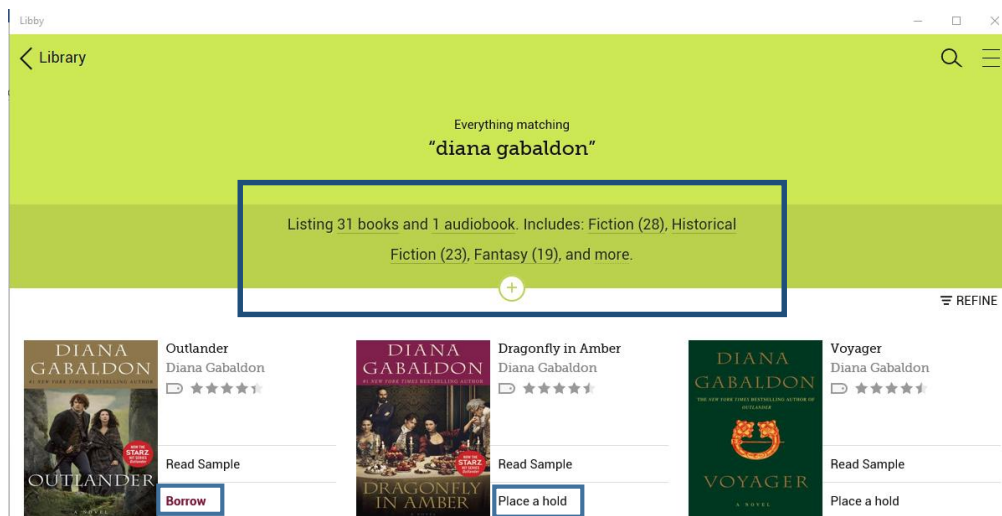
- Select one of the genres or select “Explore our collections” to see more genre options.

Popular Collections			
37,499 Fiction	15,512 Romance	14,541 Nonfiction	9,029 Mystery
8,847 Juvenile Fiction	7,767 Fantasy	7,317 Literature	7,075 Historical Fiction
6,304 Thriller	5,106 Young Adult Fiction	5,056 Suspense	3,799 Biography & Autobiography
3,133 Science Fiction	3,065 Juvenile Literature	2,874 History	2,564 Humor (Fiction)

[Explore our collections >](#)

Option #2: Search titles in Wisconsin’s Digital Library Collection.

- Select  Search the catalog... on the upper left part of the WDL homepage.
- Type the name of a title, author, or genre and select enter or done.
- View all results or filter for your preferred format, availability, and more.
- Select books or audiobooks—both will be underlined—if you prefer one format over the other.
- Select the  icon to see a list of additional filters.



Step 3

Borrow or Place a hold

- If a book is available right away, it will have a “Borrow” option next to it. Select “Borrow” to get this book right away.
 - You will be prompted to select “borrow” again from a second page.
 - Select “Keep Browsing” to look for additional titles.
 - Or, select “Go to Shelf” followed by “Open Book” to begin reading.
- If a book is not available right away, select “Place a hold” to be added to the queue. You will receive an email notification when the book is ready for you.

Note: eBooks expire after 21 days, eAudiobooks expire after 14 days. You will receive an option to renew 72 hours prior to the expiration time only if there are no other holds.